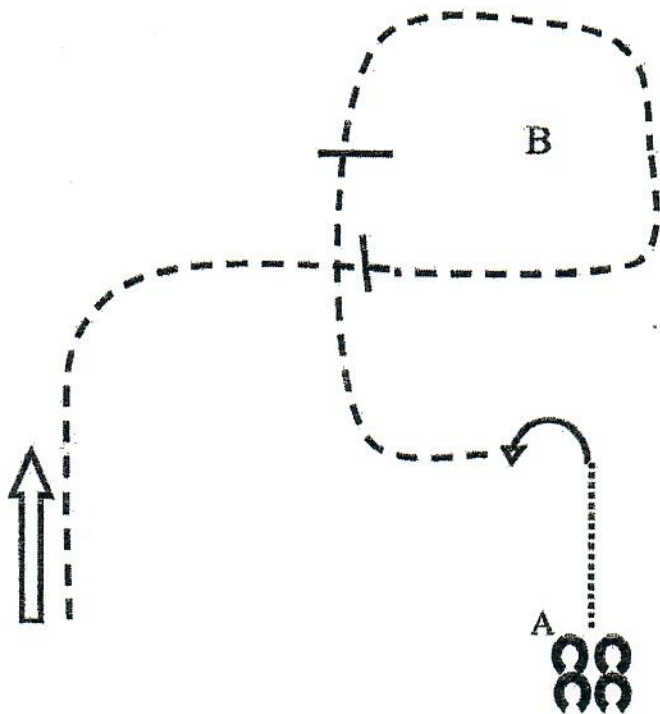


Hunt Seat Equitation

All Walk Trot



1. Walk
2. 90° Fore Lt
3. Sit Trot
4. Lt Diag
5. Δ Diag
6. Rt Diag
7. S & B

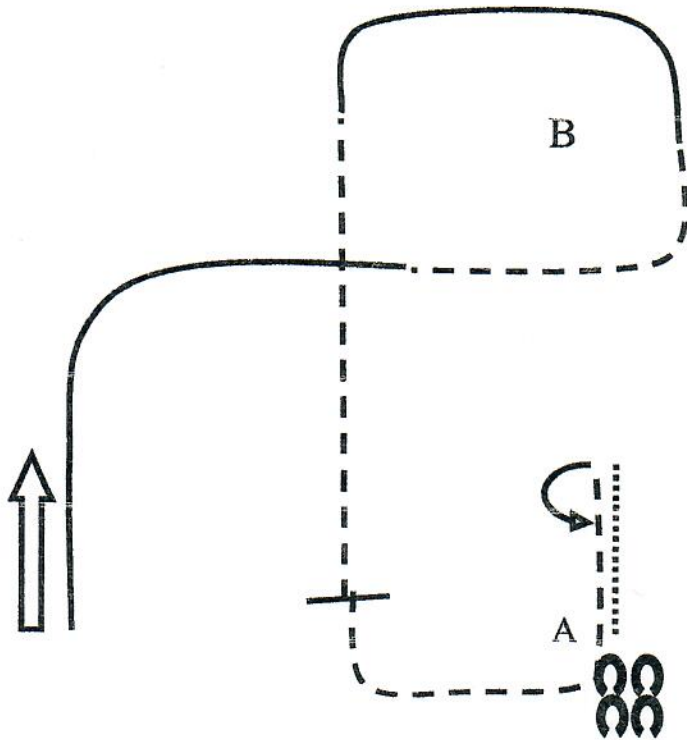
Be Ready at A

1. Walk 2 horse lengths
2. Left 90 forehand turn
3. Sitting Trot 1 corner to B.
4. At B, Posting Trot (LD) around B and half the line.
5. Change Diagonals
6. Posting Trot (RD) around 1 corner and back to A.
7. Stop. Back 5 Steps. Pattern is complete.

Proceed to exit.

Hunt Seat Equitation

Level 1 and 13 & Under



1. Walk
2. 180° Fore Lt
3. Sit Trot
4. Rt Diag
5. RL
6. Lt Diag
7. LL
8. S+B

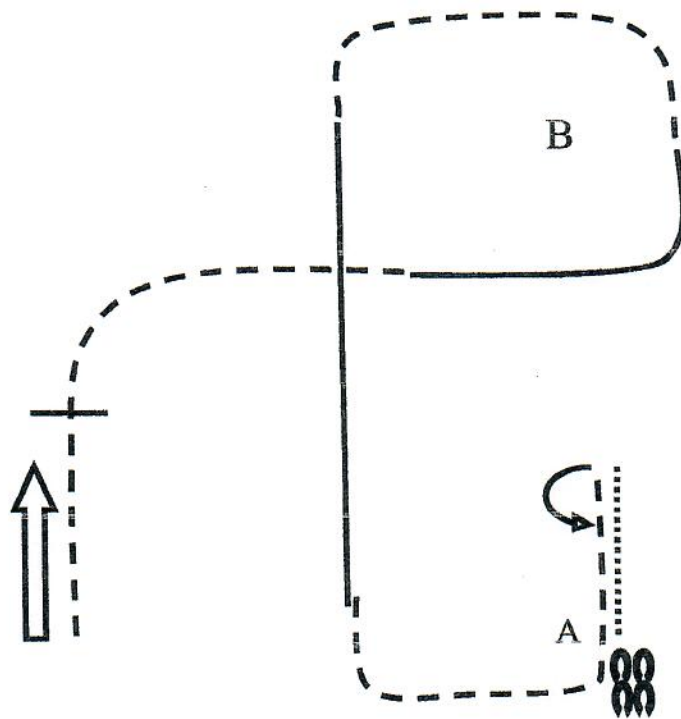
Be Ready at A

1. Walk 2 horse lengths
2. Left 180 forehand turn
3. Sitting Trot Around A
4. Posting Trot (RD) to B.
5. Canter (RL) around B.
6. Posting Trot (LD) around 1 corner.
7. Canter (LL) around 1 corner and back to A.
8. Stop. Back 5 Steps. Pattern is complete.

Proceed to exit.

Hunt Seat Equitation

Youth 14 – 18, Amateur and Select



1. Walk
2. 180° Fore Lt
3. Sit Trot
4. RL
5. Lt + Drag
6. LL
7. Rt + Drag
8. 2 Pt
9. S + B

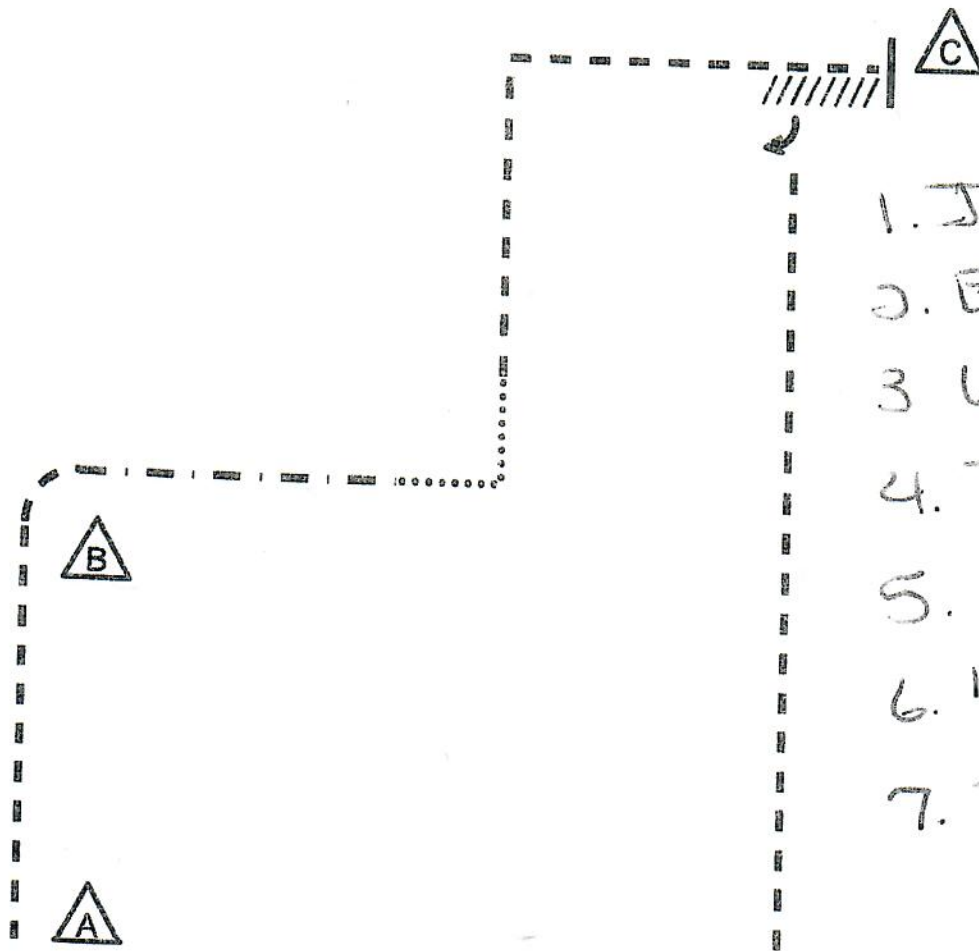
Be Ready at A

1. Walk 2 horse lengths
2. Left 180 forehand turn
3. Sitting Trot Around A
4. Canter (RL) to B.
5. Posting Trot (LD) around B.
6. Canter (LL) around 1 corner.
7. Posting Trot (RD) around 1 corner.
8. Trot (2 points) back even with A.
9. Stop. Back 5 Steps. Pattern is complete.

Proceed to exit.

Horsemanship

Walk/Trot



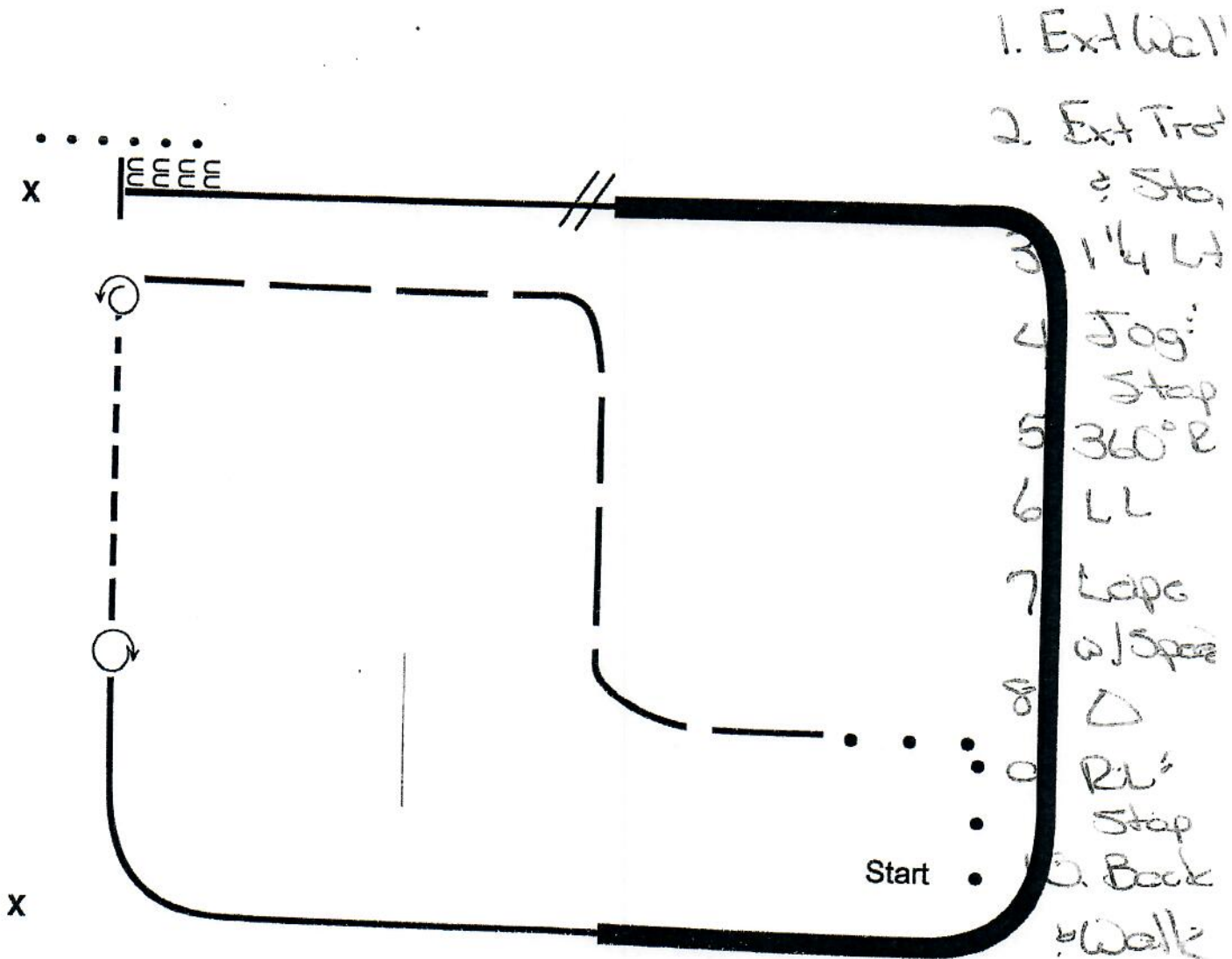
1. Jog
2. Ext Jog
3. Walk
4. Jog ^{sq}
5. S $\frac{1}{2}$ B
6. $\frac{1}{4}$ Rt
7. Jog

Be ready at A

1. Jog to and around B
2. Extend the jog to the middle of your pattern
3. Break to the walk and walk a square corner
4. Jog straight and a square corner to C
5. Stop at C and back
6. Perform a $\frac{1}{4}$ turn right
7. Jog to exit

Horsemanship

Youth 14 – 18, Amateur and Select



1. Ext Walk
2. Ext Trot & Stop
3. 1 1/4 Lt
4. Jog & Stop
5. 360° R
6. LL
7. Lope
8. w/Speed
9. RL & Stop
10. Back & Walk

1. Extended walk
2. Extended trot and stop
3. 1 1/4 turn left
4. Jog and stop
5. 1 turn right
6. Lope left lead
7. Lope with speed, slow
8. Change leads
9. Lope right lead and stop
10. Back and walk to exit