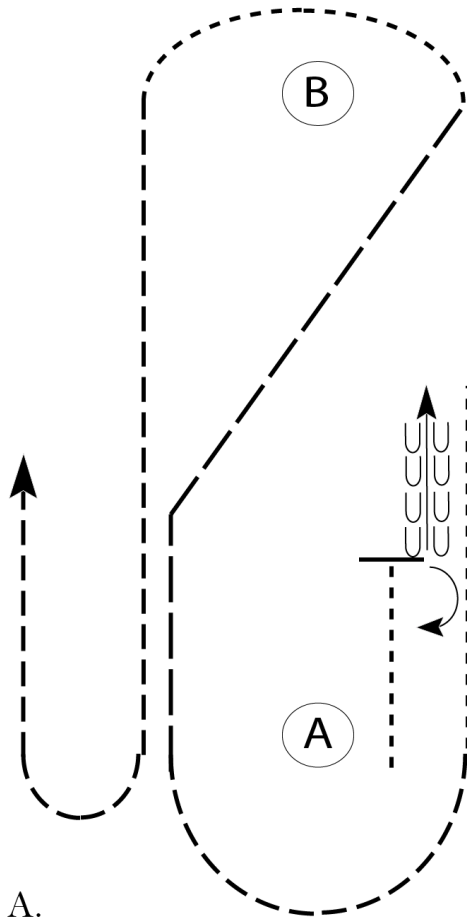


The Winter Circuit W/T and Small Fry

Small Fry and W/T Horsemanship Round 1

Show Date: 12-04-2024



Be ready at A.

1. Walk approximately 2 horse lengths from A. Stop and perform a 1/2 turn right.
2. Back approximately one horse length then walk to A.
3. Jog around A then extend the jog in a straight line then diagonal line to B.
4. Break to the walk and walk around B.
5. Jog to A.
6. Continue to jog around to exit.

Walk
Jog	-----
Extended Jog	-----
Lope	—————
Lead Change	———/———
Back	←———
Marker	ⓑ

[WH/WT-117]

Pattern Provided by:

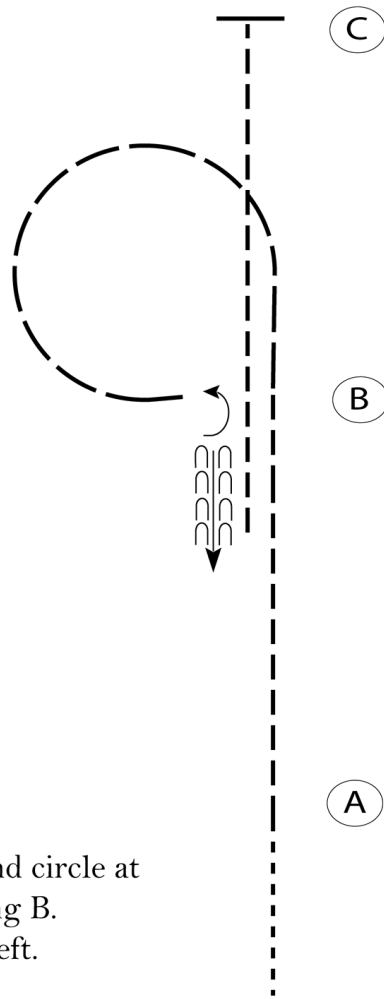
The Winter Circuit W/T and Small Fry

Small Fry and W/T Horsemanship Round 2

Show Date: 12-04-2024

www.HorseShowPatterns.com

www.HorseShowPatterns.com



Begin before A at a walk.

1. Jog from A to B.
2. At B, extend the jog and circle at B as shown. Stop facing B.
3. Turn 1/4 turn to the left.
4. Back one horse length.
5. Jog to C. Stop at C.

Follow the instructions of your ring steward.

Walk	-----
Jog	-----
Extended Jog	-----
Lope	—————
Leg Yield	
Lead Change	—/—
Back	←←←←← →→→→→
Marker	Ⓚ
Sidepass	←-----→

[WH/WT-17]

Pattern Provided by:

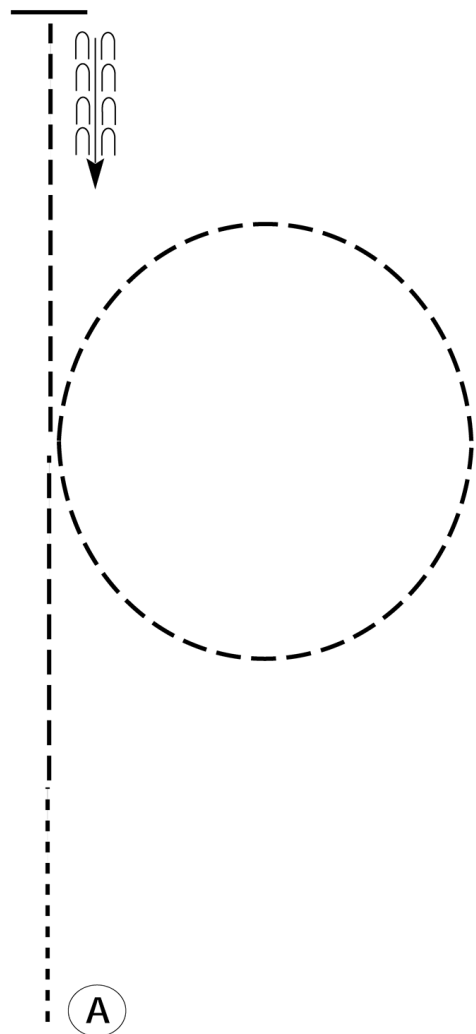
The Winter Circuit W/T and Small Fry

Small Fry and W/T Equitation Round 1

Show Date: 12-04-2024

w w w . H o r s e S h o w P a t t e r n s . c o m

w w w . H o r s e S h o w P a t t e r n s . c o m



Be ready at A.

1. Walk for 3-4 strides.
2. Posting trot on the right diagonal for 6 strides.
3. Change diagonals and trot a circle to the right.
4. When at the center, sitting trot in a straight line for 6-8 strides.
5. Halt and back approximately one horse length.

Follow the instructions of your ring steward.

Walk	-----
Trot	- - - - -
Extended Trot	-----
Canter	—————
Leg Yield	
Lead Change	↙ ↘
Back	← ← ← ← ←
Marker	Ⓚ
Sidepass	← — — — →
Hand Gallop	—————

[HSE/WT-63]

Pattern Provided by:

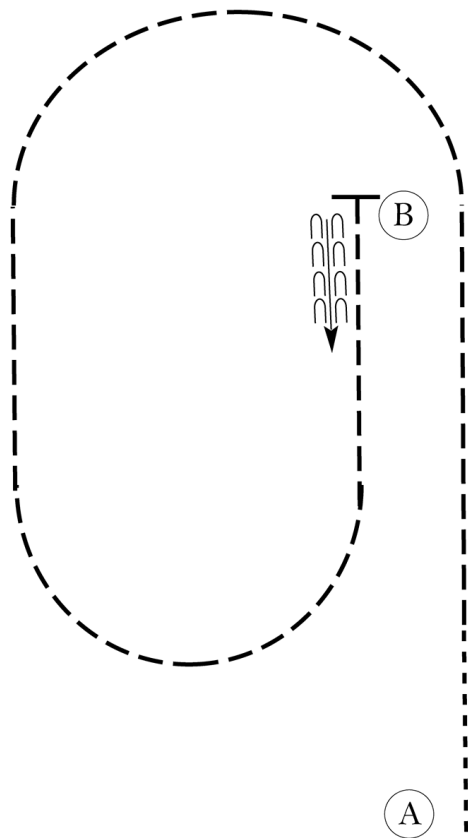
The Winter Circuit W/T and Small Fry

Small Fry and W/T Equitation Round 2

Show Date: 12-04-2024

w w w . H o r s e S h o w P a t t e r n s . c o m

w w w . H o r s e S h o w P a t t e r n s . c o m



Be ready at A.

1. Walk two horse lengths from A.
2. Posting trot on the left diagonal to B.
3. Change diagonals and posting trot on the right diagonal in a half circle and then in a straight line until halfway between B and A.
4. Sitting trot a half circle and then a straight line to B.
5. Stop and back approximately one horse length.

Follow the instructions of your ring steward.

Walk	-----
Trot	- - - - -
Extended Trot	— — — — —
Canter	—————
Leg Yield	
Lead Change	↙ ↘
Back	← ← ← ← ←
Marker	⊙ B
Sidepass	← — — — — →
Hand Gallop	— — — — —

[HSE/WT-58]

Pattern Provided by:

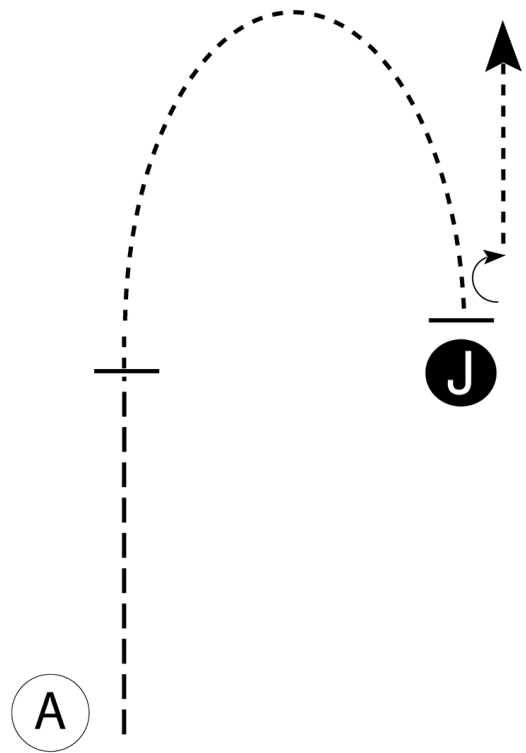
The Winter Circuit W/T and Small Fry

Small Fry Showmanship

Show Date: 12-04-2024

w w w . H o r s e S h o w P a t t e r n s . c o m

w w w . H o r s e S h o w P a t t e r n s . c o m



Be ready at A.

1. When acknowledged, trot until even with Judge.
2. Stop and pause briefly.
3. Walk in a half circle to Judge.
4. Stop and set up for inspection.
5. When dismissed, perform a 180 degree turn and walk straight away from judge.

Follow the instructions of your ring steward.

Walk	-----
Trot	- - - - -
Back	←
Marker	Ⓚ
Judge	Ⓝ

[S/WT-68]

Pattern Provided by: